



# Data from the General Census of 2024

21st April 2024

*Written by the Department of the Interior*



The annual General Census provides the Government with information which may be useful in order to guide it. Though the number of respondents was relatively low, we were able to collect a sufficient amount of data.

36.36% of Citizens responded to the General Census of 2024 since it opened in a manner considered to be last minute. The Department of the Interior's General Census was supported through social media promotion and government releases. In addition to these, Citizens were contacted by email in order to inform them of the General Census.

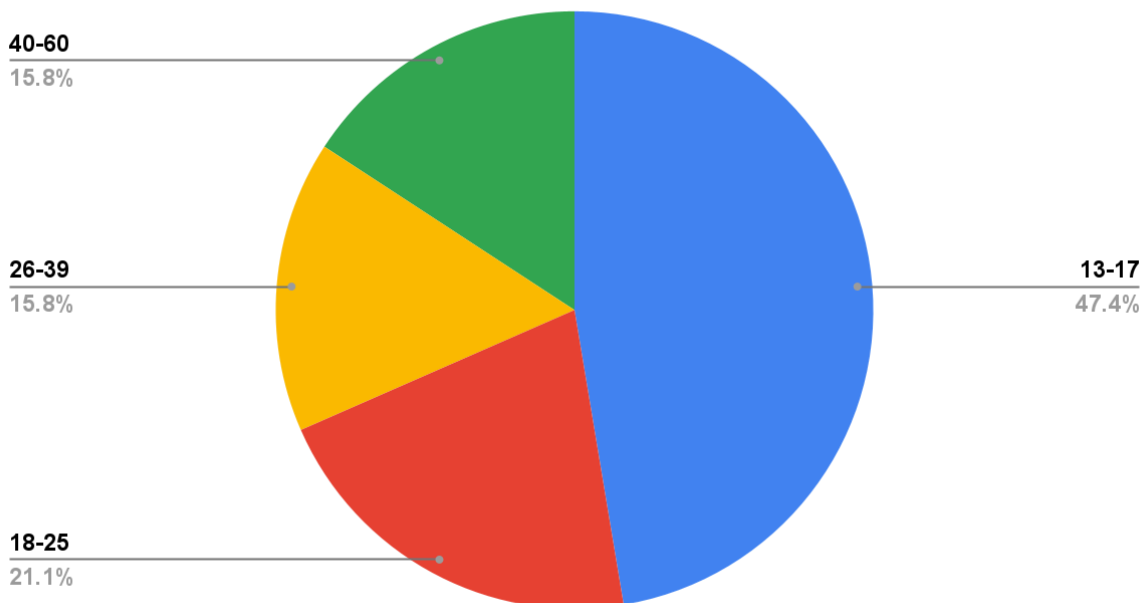


## Age

The average age of respondents to the General Census of 2024 is 25 (approx), with slightly under half of all respondents fitting into the 13-17 age category. The second biggest is the 18-25 age category. Approximately 68% of respondents are under the age of 26, meaning that the State of Hokoria has a large youth presence among its Citizens. Only 32% of respondents are aged between 26 and 60, with no respondents being aged 61 or over.

Age category	Percentage of respondents (approx)
13-17	47%
18-25	21%
26-39	16%
40-60	16%
61+	0%

### Age categories

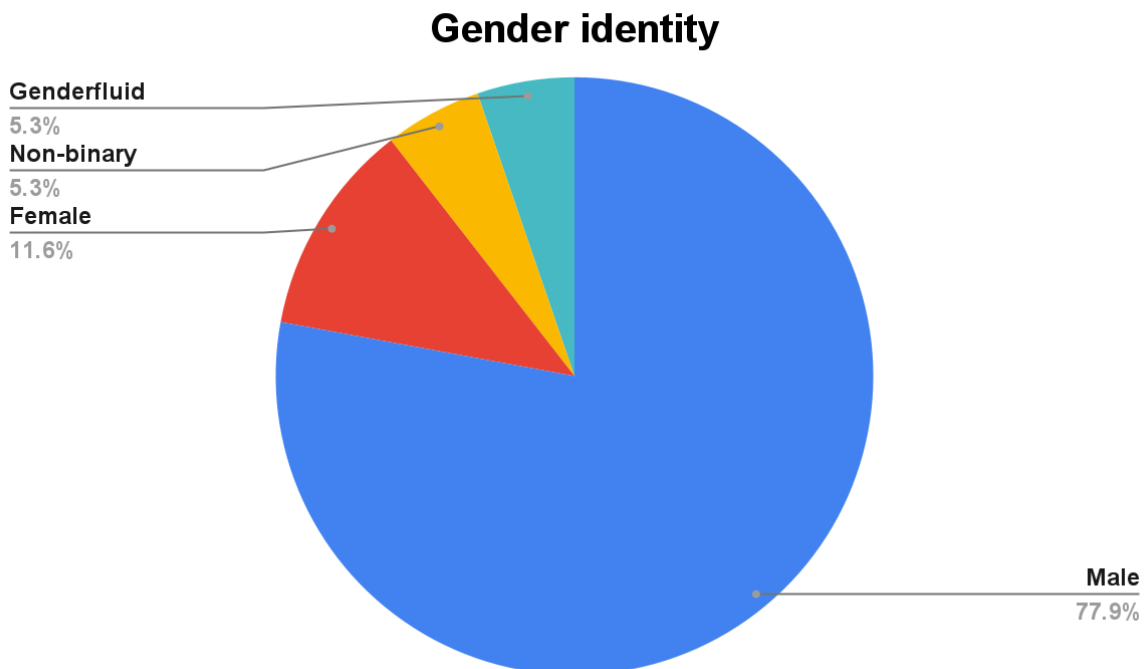




## Gender

Nearly three quarters of respondents reported their gender identity as Male, with Female being the second most reported gender identity at 11%. 15% of respondents chose to report their gender identity as a non-binary gender (a gender that is not Male or Female).

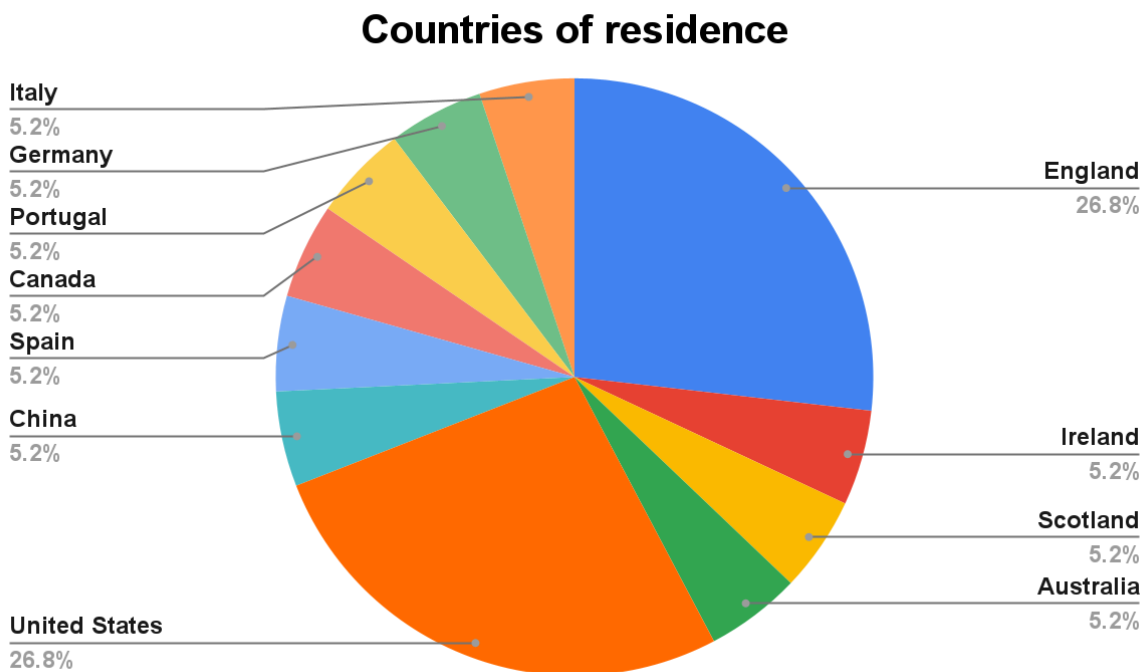
Gender identity	Percentage of respondents (approx)
Male	74%
Female	11%
Non-binary	5%
Demi-girl (non-binary gender)	5%
Demi-boy (non-binary gender)	0%
Genderfluid	5%





## Nations of residence

26% of respondents reported their country of residence as being England, with another 26% reporting their country of residence as the United States of America.



## Ethnicity

21% of respondents reported their ethnicity as being White British, with 5% specifying their ethnicity as being White English, 5% specifying their ethnicity as being White Scottish, and 15% specifying their ethnicity as being White Irish. This means that 47% of respondents reported their ethnicity as being from the Anglo-Celtic Isles ('British Isles').

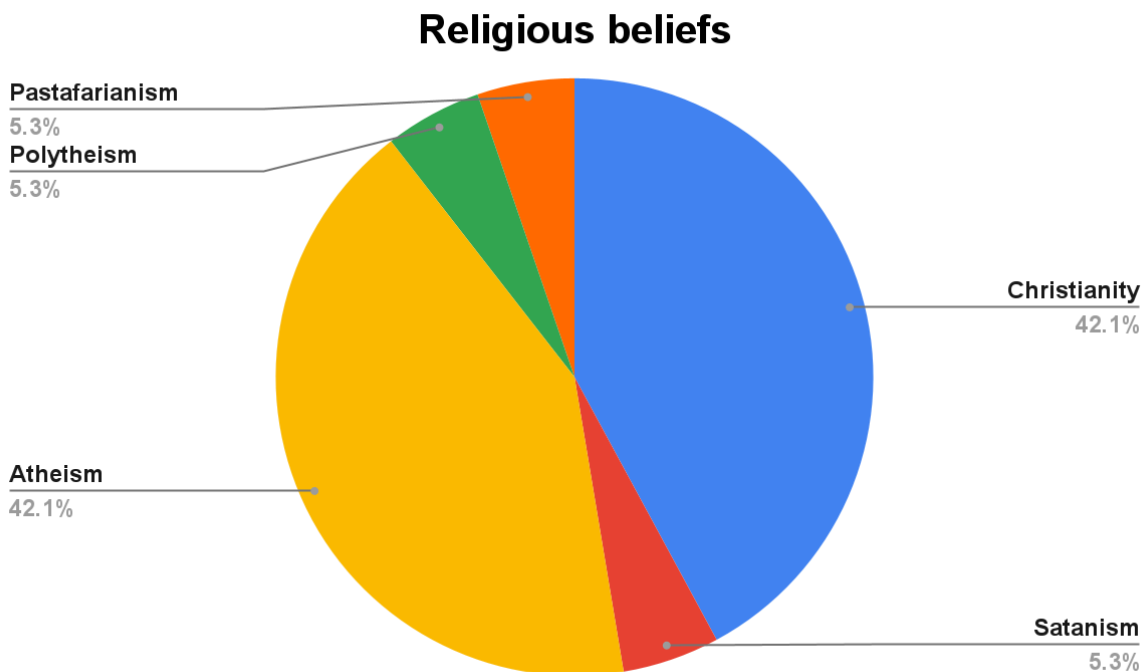
79% of respondents reported their ethnicity as being from Europe including origins from Portugal (11%), Spain (5%), Italy (5%), Germany (5%) and Turkey (5%). Additionally, 5% of respondents reported to be Chinese and another 5% reported being Asian-Latino. 10% of respondents reported having a North American ethnicity, with 5% reporting origins from Canada and another 5% reporting origins from the United States.



## Religion

Of all respondents, 42% described themselves as Christian, with another 42% describing themselves as Atheist. 5% described themselves as a Pastafarian, 5% described themselves as Polytheistic and 5% described themselves as Satanist.

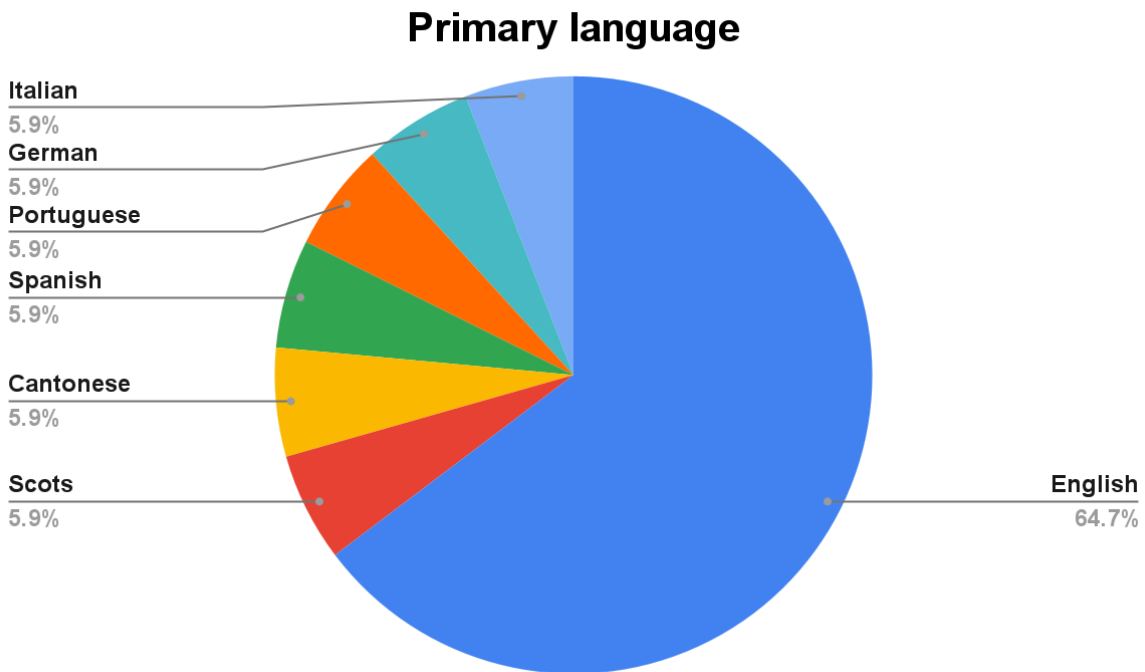
Religious group	Percentage of respondents (approx)
Christianity	42%
Satanism	5%
Atheism	42%
Polytheism	5%
Pastafarianism	5%





## Primary language

58% of respondents stated English as their primary language that they use for day to day use. 5% also reported Scots as their primary language, 5% reported Cantonese as their primary language, 5% reported Spanish as their primary language, 5% reported Portuguese as their primary language, 5% reported German as their primary language and another 5% reported Italian as being their primary language.





## **Macronational citizenships**

All reported macronational citizenships are:

- United Kingdom of Great Britain and Northern Ireland
- Republic of Ireland
- Commonwealth of Australia
- Republic of Indonesia
- Republic of Colombia
- United States of America
- People's Republic of China
- Kingdom of Spain
- Canada
- Portuguese Republic
- Federal Republic of Germany
- Italian Republic





## **Micronational citizenship**

All reported micronational citizenships are:

- Grand Republic of Cycoldia
- Sprinske Empire
- Oligarch State of Curnon
- Republic of West Who
- Pigeonalty
- Union of Januaritania
- Republic of Dostykstan
- New Rubix Republic
- Ikerlandia
- Kingdom of Pontunia
- Kingdom of Salanda
- Amorelia
- Sovereign Kingdom of Felinia
- Sovereign Municipality of Ameristralia
- Kingdom of Blazdonia
- Sabatat
- Empire of Rheinwall
- Ceticilia
- Regno dell'Umbria
- Repubblica Democratica Tedesca
- Grand Duchy of Flandrensis
- Grand Duchy of Westarctica
- Unione Sovietica
- Federated States of Duvall